



AUTOMATED CHAINWINDERS

Doric Ventus Automated Chainwinders are the ultimate solution to

Let the breeze in.™

Doric Ventus Automated hardware provides a complete range of automated hardware for Residential and Commercial applications.

Automated chainwinders are suitable for use with awning windows. This easy to install system does not require an electrician and runs on a 24 volt 'plug and play' system.


Suiting a variety of chainwinder applications Doric Ventus Automated hardware can be used in floor to ceiling systems as well as those hard to reach areas.

The Automated hardware system can run up to 8 windows on one controller with an infinite number of switches.

COLOURS



SATIN BLACK



PEARL WHITE



SILVER



CUSTOM COLOURS
AVAILABLE ON REQUEST

TESTING




Performance tested to 30,000 cycles

PLUG & PLAY SYSTEM

The Doric Ventus Plug & play system consists of a simple range of controllers, switches and motors all connected via quick connect plugs.

The Plug & Play system controls up to 8 windows at a time and capable of operating electric chainwinders all at the same time.



2 Pin Plugs



4 Pin Plugs

ADVANTAGES



No electrician required for installation



Easy to follow colour charts



Simple combination wiring plans



Quick connect plugs



Configurations can be easily altered on the spot by simple disconnections



Retrofit to any opening



Wireless wall switches & remotes



3 year warranty (Conditions apply)

ELECTRIC DRIVE OPTIONS

Automated Chainwinders

SMALL SINGLE CHAINWINDER	
Voltage	24V DC
Push/Pull force	250N
Max window H	1200mm
Min window W	350mm
Chain	304 Stainless Steel
Code	9048987 - SCE300



LARGE SINGLE CHAINWINDER	
Voltage	24V DC
Push/Pull force	400N
Max window H	1500mm
Min window W	410mm
Chain	304 Stainless Steel
Code	9050601 - LCD300



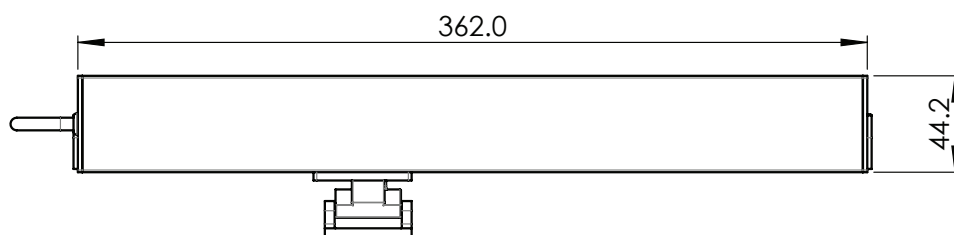
TWIN CHAINWINDER	
Voltage	24V DC
Push/Pull force	800N
Max window H	2400mm
Min window W	850mm
Chain	304 Stainless Steel
Code	9049878 - TCE300



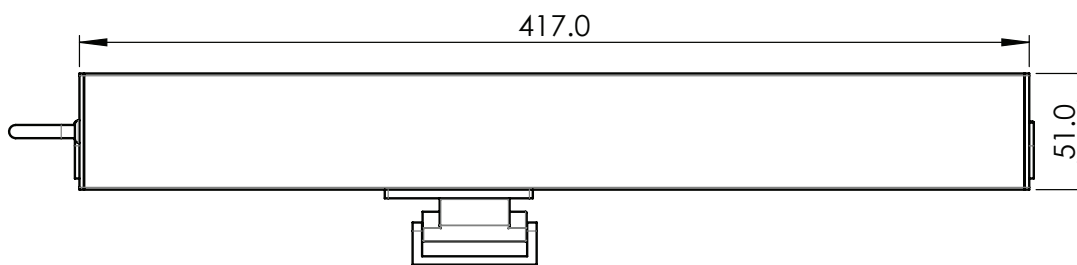


DRAWINGS

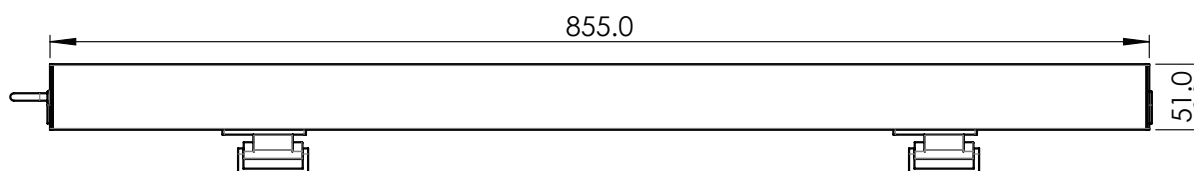
SMALL SINGLE CHAIN ACTUATOR



LARGE SINGLE CHAIN ACTUATOR



TWIN CHAIN ACTUATOR



SWITCHES

SWITCH OPTIONS



MS541
Hardwired Manual Switch



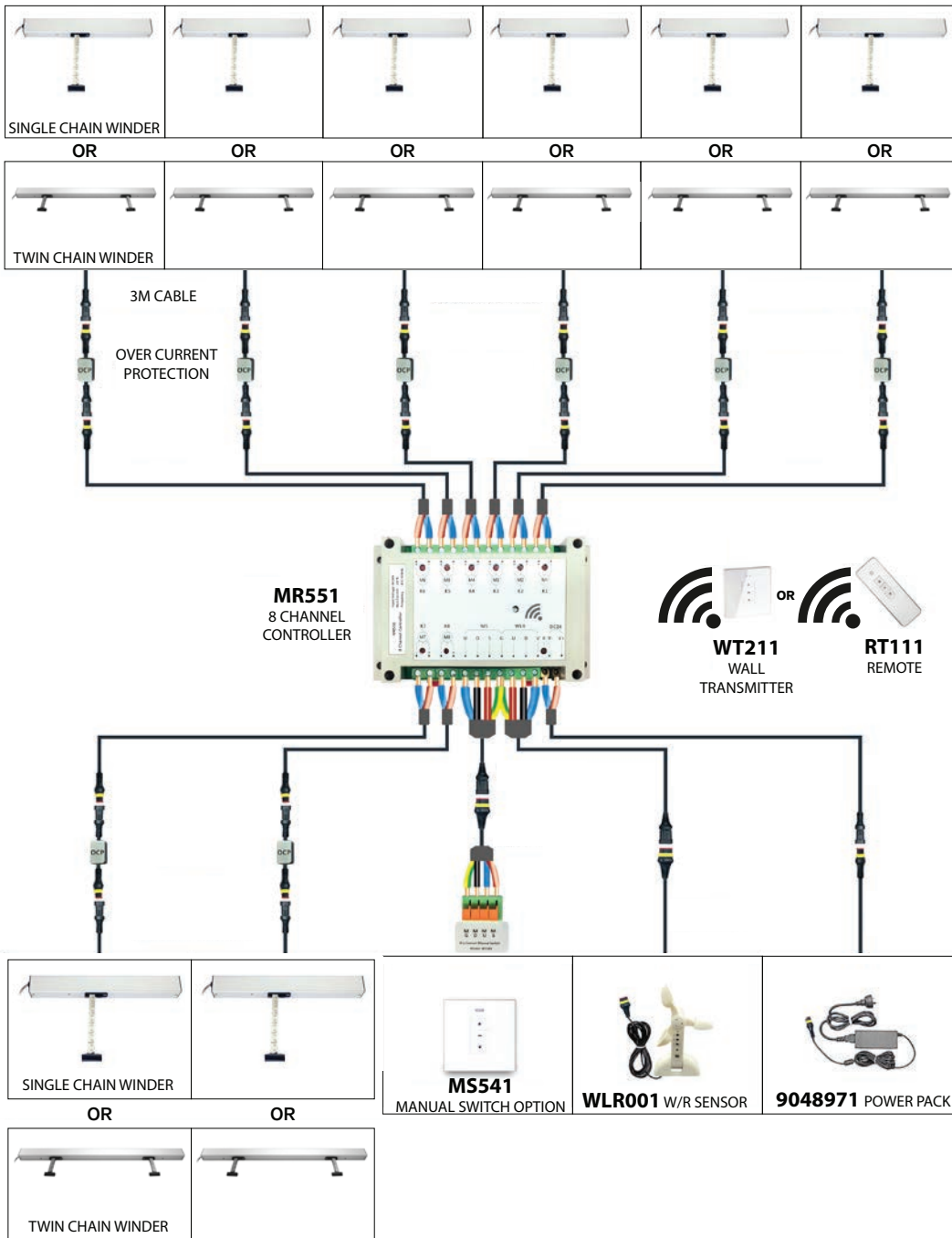
RT111
Hand held remote



WT211
Wireless wall switch

8 CHANNEL LAYOUT

(UP TO 8 UNITS FROM ONE CONTROLLER)



MOTORS

CABLES

CONTROLS

REMOTES

ACCESSORIES

IMAGE						
CODE	POWERPACK-2.5A 9048971	MR551 9048966	C2075F01 9049885	C2075M01 9048986	OCP 9048978	WLR001-MP6M 9048970
DESCRIPTION	Universal Power Pack	8 channel controller	Plug: Female plug	Plug: Male plug	Over Current Protection Switch	Wind, Light, Rain Sensor

1 CHANNEL LAYOUT

MR536
CONTROLLER



WT211
WALL
TRANSMITTER

RT111
REMOTE



CONTROLS

REMOTES



CABLES



SINGLE CHAIN WINDER

OR



TWIN CHAIN WINDER



WLR001 W/R SENSOR



9048971 POWER PACK

ACCESSORIES

MOTORS

IMAGE						
CODE	POWERPACK-2.5A 9048971	MR536 9048965	C2075F01 9049885	C2075M01 9048986	OCP 9048978	WLR001-MP6M 9048970
DESCRIPTION	Universal Power Pack	Remote control receiver	Plug: Female plug	Plug: Male plug	Over Current Protection Switch	Wind, Light, Rain Sensor

INNOVATORS

OF HARDWARE FOR WINDOWS AND DOORS

SYDNEY

38 Redfern St,
Wetherill Park
Sydney, NSW 2164
Australia
Ph: +61 2 9609 2555
www.doric.com.au

AUCKLAND

26/C Triton Drive,
Albany, North Shore,
New Zealand 0632
Auckland
Ph: +64 9 415 5535
www.doricnz.co.nz

KUALA LUMPUR

No.17 Jalan 51/203A, Kawasan
perindustrian Tiong Nam,
Seksyen 51, 46050 Petaling Jaya,
Selangor, Malaysia
Ph: +60377733628
www.doric.com.my



AUTOMATED CHAINWINDERS